

---

# PATH TO FELLOWSHIP 2025



**AIA**  
College of Fellows

THE AMERICAN INSTITUTE OF ARCHITECTS

UPDATED: MAY 2025





## AIA College of Fellows

Founded in 1952, the College of Fellows is composed of members of the Institute who are elevated to Fellowship by a jury of their peers. Fellowship is one of the highest honors the AIA can bestow upon a member. Elevation to Fellowship not only recognizes the achievement of the architect as an individual, but also elevates before the public and the profession those architects who have made significant contributions to architecture and to society.

---

---

# CONTENTS

ABOUT THE COLLEGE

GETTING PREPARED TO SUBMIT

YOUR PORTFOLIO

THE JURY

MISCONCEPTIONS

TIMELINE & RESOURCES

HISTORICAL RESULTS


---





---

# THE COLLEGE



## INVESTITURE of FELLOWS

---

The American Institute of Architects  
Ellie Caulkins Opera House - Denver, Colorado

---

## ABOUT THE COLLEGE

AIA Fellows are recognized with the AIA's highest membership honor for their exceptional work and contributions to architecture and society. Architects who have made significant contributions to the profession and society and who exemplify architectural excellence can become a member of the AIA College of Fellows. Approximately 3% of the AIA members have this distinction.

The AIA College of Fellows seeks to stimulate a sharing of interests among Fellows, promote the purposes of AIA, advance the profession of architecture, mentor young architects, and be of ever-increasing service to society.

---

---

## WHO WE ARE

*A passion for doing more. Promoting research & scholarly work; and mentoring young architects & emerging professionals.*

Members can apply for Fellowship after they have accrued at least 10 years of Architect Membership.

Fellowship is a membership category honoring individuals for their exceptional work and contributions to architecture and society. Fellows use the FAIA designation and become members of the College of Fellows (COF).

---

---

# 2025 LEADERSHIP

## Executive Committee

Kate Schwennsen, FAIA | Chancellor

Jeanne Jackson, FAIA | Vice Chancellor

Steven Spurlock, FAIA | Secretary

Bill Hercules, FAIA | Bursar

Muza Conforti | Executive Director, COF

## Regional Representatives

Stuart Pettitt, FAIA | Chair


---



Kate Schwennsen, FAIA



Jeanne Jackson, FAIA




Steven Spurlock, FAIA



Bill Hercules, FAIA



Muza Conforti



Stuart Pettitt, FAIA

---

# MISSIONS

PROMOTE RESEARCH & SCHOLARLY  
WORK

MENTOR YOUNG ARCHITECTS &  
EMERGING PROFESSIONALS



## LATROBE PRIZE

The Latrobe Prize is a biennial \$150,000 award from the AIA College of Fellows to support a two-year program of research selected by jury review. The grant, named for architect Benjamin Henry Latrobe, is awarded for research leading to significant advances in the architecture profession.

---



---

# MISSIONS

PROMOTE RESEARCH & SCHOLARLY  
WORK

**MENTOR YOUNG ARCHITECTS &  
EMERGING PROFESSIONALS**



## COMPONENT GRANTS

The College of Fellows has established the AIA College of Fellows Component Grant to assist AIA components in developing programs that enhance the development of emerging architects and welcome others into the profession.

**We encourage new directions in mentorship, enhancement of existing programs, and outreach to currently underrepresented groups.** Proposed programs can be directed to a range of participants, from K-12 students to professionals seeking Fellowship, and encourage collaborative programs between local AIA components and schools, colleges, community groups, and professional firms. Grants of up to \$8,000 are awarded directly to the proposing AIA components.

**Fellows are a unique resource and can have an important role in these programs.**

---

---

# MISSIONS

PROMOTE RESEARCH & SCHOLARLY  
WORK

**MENTOR YOUNG ARCHITECTS &  
EMERGING PROFESSIONALS**

## ALIGN MENTORING PROGRAM

**The Young Architects Forum and College of Fellows Align Mentoring Program is a long-range initiative** (think ten years, not one) that connects young architects with AIA Fellows.

Through a grouping system referred to as “pods”, the program pairs four to six young architects with two to three Fellows facilitating professional and leadership development. Align began as a pilot program in late 2019, launching its first open call for applications and cohort in 2022. Since then, the program has brought together more than 100 young architect and Fellow participants.

The program’s objectives are:

- To **support young architects in defining their legacy** within the profession while navigating their career paths.
  - To **create a vehicle for mentorship and career development** that connects young architects and Fellows with peers across the country.
  - To **accelerate contributions of young architects** and develop regionally diverse collectives to contribute more in the future.
-

---

# ADDITIONAL INITIATIVES

- **Opportunity Grants** for unique programs aligned with the College Mission
  - **INSPIRE at AIA National Conference**: a collaboration with the College and the AIA K-12 IDEA group that brings local students to conference for an architectural immersion program
  - **The Upjohn Research Initiative** supports applied research projects that enhance the value of design and professional practice knowledge. The program funds up to six research grants of \$15,000–\$30,000 annually for projects completed within an 18-month period.
    - <https://www.aia.org/advocacy/research/grants-fellowships/upjohn-research-initiative>
  - **‘2 + 2’ seminar at the AIA National Conference** highlights two recent Young Architect Award recipients and two Fellows.
-

---

# GETTING PREPARED TO SUBMIT

---



---

# PREPARATION

BUILD YOUR NETWORK

BUILD YOUR EXPERTISE

BUILD YOUR STORY

KEEP A RECORD OF YOUR ACCOMPLISHMENTS!



- **Mentorship resources** - in addition to your network of colleagues, resources to consider include your state and local components, the COF regional representative network, and your Knowledge Communities.
  - **Contact your state component** to see what Fellowship support they offer. Some have formal processes while others have informal review committees.
  - Your Fellowship **application must be nominated** by one of the following (**this is separate from your sponsor**):
    - The Governing board of any State or Local Chapter OR
    - A minimum of five (5) Fellows OR
    - A minimum of (10) Architect members residing anywhere
-



---

# PREPARATION

BUILD YOUR NETWORK

BUILD YOUR EXPERTISE

BUILD YOUR STORY

KEEP A RECORD OF YOUR ACCOMPLISHMENTS!



- Look for state, regional and national opportunities to share your expertise and build a record of accomplishment. Look to **do more than occupy a role** – make an impact and document it!
  - **Study portfolio examples at AIA.org:** The best of portfolio examples provide guidance for organization, use of images and clarity in general and illustrate successful presentations unique to each object as well.

AIA.org/design-excellence/awards/fellowship (see ‘Examples of successful applications’ under ‘Resources’)
  - **Submitting for Fellowship is more like a marathon than a sprint. Pace yourself!**
-

---

## THIS TAKES A YEAR +!

Confirm your eligibility to apply

Review the 6 Objects

Identify your sponsor

Start outlining your portfolio

Finalize your object and sub-object

Identify your reference letter writers

Confirm your sponsor and your reference writers are all aware of the object and sub-object you are submitting under

October

- begin preparation

December

- secure sponsor

January

- local support process begins

May-August

- develop & refine your portfolio

July

- secure reference letter writers

September

- final touches

October

- submit!

---

---

# GET STARTED!

## SELECT YOUR SPONSOR WISELY

SELECT YOUR OBJECT AND SUB-OBJECT  
CAREFULLY

DEVELOP YOUR STORY THOROUGHLY

ALIGN LETTERS OF RECOMMENDATION WITH  
SUMMARY STATEMENT AND  
ACCOMPLISHMENTS

DO NOT CONTACT THE JURY – IT'S AN  
AUTOMATIC DISQUALIFICATION!

## YOUR SPONSOR

- They must be an **FAIA or AIA** member in good standing, ideally NOT someone from your firm.
  - They provide a one-page letter of support that must speak directly and specifically to your accomplishments, establishing the case and reinforcing your summary page.
  - Your sponsor should be a strong supporter and a strong critic!
  - Your sponsor should know you and your work well. Avoid 'big name' architects that are not very familiar with your story.
  - Your sponsor will be a critical point of contact with your reference letter writers.
  - **Make sure they have time to focus on you!**
-

---

# GET STARTED!

SELECT YOUR SPONSOR WISELY

**SELECT YOUR OBJECT AND SUB-OBJECT  
CAREFULLY**

DEVELOP YOUR STORY THOROUGHLY

ALIGN LETTERS OF RECOMMENDATION WITH  
SUMMARY STATEMENT AND  
ACCOMPLISHMENTS

DO NOT CONTACT THE JURY – IT'S AN  
AUTOMATIC DISQUALIFICATION!

## YOUR OBJECT & SUB-OBJECT

- Fellowship is awarded in one of six Objects.
  - The jury considers how candidates have shown accomplishment within the specific context of **the Object identified.**
  - Each candidate is required to select one Object **with one Sub-Object** and is encouraged to choose the Object and Sub-Object which best describes the focus of the candidate's impact through their "Ripple Effect" on the profession or society, around which the content of the submittal should be developed.
  - The Sub-Object should serve as an **overarching framework that highlights the area of impact**, and frames the story being told as to how the candidate's achievements have benefited the profession or society beyond their own firm or community through the "Ripple Effect".
-

---

# THE OBJECTS

SELECT YOUR SPONSOR WISELY

**SELECT YOUR OBJECT AND SUB-OBJECT  
CAREFULLY**

DEVELOP YOUR STORY THOROUGHLY

ALIGN LETTERS OF RECOMMENDATION WITH  
SUMMARY STATEMENT AND  
ACCOMPLISHMENTS

DO NOT CONTACT THE JURY – IT'S AN  
AUTOMATIC DISQUALIFICATION!

1 2 3  
4 5 6

- **There are 6 Objects, each with a required Sub-Object selection.**
  - **Review sample application on [AIA.org](https://www.aia.org) for detailed requirements, specific to each Object/Sub-Object.**
-



---

# OBJECT ONE

*To promote the aesthetic, scientific, and practical efficiency of the profession.*

3 Sub-objects: Design, Urban Design and Planning, Preservation.

Fellowship in this Object is granted to architects who have produced an extensive body of distinguished work that has been broadly recognized for its design excellence by their peers, the media, and/or through publications to have a significant effect on the trajectory of architectural design. **Work should exhibit excellence through a holistic approach that integrates creativity, functionality, sustainability, user-centricity, context sensitivity, and cultural relevance to create meaningful and impactful built environments that enrich the lives of people and communities.** Works submitted may be of any size, for any client, of any scope, and reflecting any type of architectural design service. Ideally AIA Framework for Design context should be part of the submittal. **This may be accomplished through individual or collaborative effort with the applicant playing a significant role in the design.**

- **Design** may include design of a building or project.
  - **Urban Design and Planning** may include design related to a city, district, or campus.
  - **Preservation** may include design related to the restoration, conservation, and/or the rehabilitation of a culturally significant work (this differs from the Sub-object of Technical Advancement in Preservation of Object Two).
-

---

## OBJECT TWO

*To advance the science and art of planning and building by advancing the standards of practice.*

2 Sub-Objects: Practice Management,  
Practice Technical Advancement

Fellowship in this Object is granted to architects who have made notable contributions through their work in the practice of architecture.

- **Practice Management** may include firm leadership, management, administration, or project management.
  - **Practice Technical Advancement** may include specific building types such as Education, Healthcare, etc., and/or technical expertise such as building performance, envelope design, etc. (For example, practice technical advancement of preservation projects might be based on the architect's strong commitment to historical research, implementation of unique preservation techniques, and coupled with their strong focus on the actual construction implementation to enhance our physical heritage.)
-

---

# OBJECT THREE

*To lead the building industry and the profession of architecture.*

2 Sub-Objects: Led the Institute, Led a Related Organization

Fellowship in this Object is granted to architects who have actively, efficiently, and cooperatively **led the Institute or a related professional organization over a sustained period of time and have gained widespread recognition for the results of their work.** Architects applying in this Object should include information to show how they:

- **Elevated the role of the profession and the Institute** (or related organization) in the eyes of the community.
  - **Enhanced the visibility** of the Institute (or related organization).
  - **Directly impacted members' engagement** with the Institute (or related organization), that through their actions members are more invested/engaged with the Institute (or related organization) and its mission; make note if the value of the Institute (or related organization) to members has been improved and how.
  - **Created or enhanced initiatives that empower members to be more active in the Institute** (or related organization) and/or their community, how members have been affected by these initiatives, show if these initiatives have been replicated or inspired others to create new initiatives in their regions, and can initiatives sustain themselves once candidate is no longer involved.
  - **Show impact beyond their chapter's geographic location**, i.e., your "ripple effect" on the profession or society.
-

---

## OBJECT FOUR

*To ensure the advancement of the living standards of people through leadership of planning and design within an institution or organization that leads to their improved environment and long-term impact.*

3 Sub-Objects: Public Service, Government (including serving IN government through elected office or planning/ building official), Industry Organizations

Fellowship in this Object is granted to architects who have made notable contributions in public service, government, or industry organizations by providing transformative leadership in architecture, planning, and design of an organization's unique built environment. Architects applying in this Object will have clearly **raised the standards of professional practice within organizations they are part of by leading positive change that advances the mission, impact, visibility, and effectiveness of organizations.** Significant improvements can include such elements as conservation, beautification, and expansion of buildings, landscape, infrastructure, land-use regulation, transportation infrastructure, removal, or transformation of blighted areas.

- **Public Service** may include providing leadership as an architect within the public service sector including areas such as transportation infrastructure, energy and environmental industry, public libraries, public art, public foundations.
  - **Government** may include providing leadership as an architect within the military, regional, national, or international government service areas such as embassies, government funded programs such the Peace Corps or Army Corp of Engineers.
  - **Industry Organizations** may include providing leadership as an architect within areas such as healthcare, education, higher education, community foundations, and cultural institutions or systems.
-

---

## OBJECT FIVE

*To make the profession of ever-increasing service to society from outside the profession.*

3 Sub-Objects: Alternative Career, Service to Society, Volunteer Work with Organizations not directly connected with the Built Environment

Fellowship in this Object is granted to architects who have made notable contributions to one of the following:

- **Alternative Career** may include a career related to architecture that illustrates outstanding achievements that support the architectural profession.
  - **Service to Society** may include extensive volunteer work related to architecture with organizations not directly connected with the built environment.
  - **Work with Organizations not directly connected with the Built Environment** may include service that transcends the customary architectural practice that have wide reaching impacts that serve as a national model.
-



---

## OBJECT SIX

*To advance the science and art of planning and building by advancing the standards of architectural education and training.*

3 Sub-Objects: Education, Research, Literature

Fellowship in this Object is granted to architects who have made notable contributions to one of the following:

- **Work in Education** may include teaching, research, administration, or writing and should have a lasting impact, be widely recognized, and provide meaningful contributions to academic thought and scholarship including a commitment to intellectual curiosity, rigor, integrity, and the pursuit of knowledge for the betterment of society.
  - **Work in Research** may include building codes and standards, specifications, new material applications, or inventions. Research should include work that has advanced the profession, informed design practice, or has addressed pressing global issues related to sustainability, urbanization, health, and social justice.
  - **Work in Literature** may include writings that have inspired critical thinking, fostered innovation, and contributed to the ongoing dialogue about the role of architecture in shaping the world we inhabit.
-

---

# YOUR PORTFOLIO



Image by Freeimages.com

---

---

# STRUCTURE MATTERS!

SELECT YOUR SPONSOR WISELY

SELECT YOUR OBJECT AND SUB-OBJECT  
CAREFULLY

**DEVELOP YOUR STORY THOROUGHLY**

ALIGN LETTERS OF RECOMMENDATION WITH  
SUMMARY STATEMENT AND  
ACCOMPLISHMENTS

DO NOT CONTACT THE JURY – IT'S AN  
AUTOMATIC DISQUALIFICATION!

- Use the available page limit to its full advantage
  - Use the organizational structure outlined in the current sample application
  - Tell the jury what you did and why it matters
  - Give the jury specifics!
-

---

## YOUR STORY: IT'S ABOUT YOU!

Focus your story through the **lens of the object and sub-object you select**. Review the object and sub-object descriptions in the sample application thoroughly. Present accomplishments that are directly object related first and **prioritize the object related view**.

Every candidate ready to submit for Fellowship has a diverse range of accomplishments; presenting these without focus weakens the story and your case for elevation. That said, presentation of all significant accomplishments in context can be helpful if organized well.

- Who are you?
  - What are your accomplishments?
  - When and Where did they occur?
  - Why are they Significant?
  - How did they benefit the profession or society?
-

---

## **YOUR STORY: TELL IT & SHOW IT!**

Sponsor letter introduces the case.

Summary provides thesis and key points.

Significant work provides facts to support the case.

Exhibits provide more robust detail on key projects to further illustrate your case.

Reference Letters provide specific supportive, reinforcing statements of your key accomplishments.

- How does your impact go beyond your job?
  - How is what you accomplished aligned with the object criteria?
  - So what?!
  - Focus on results, metrics, and achievements
  - Demonstrate impactful influence on the profession or society through your “ripple effect”
-



---

## YOUR STORY: THE RIPPLE EFFECT

Demonstrating Impact.

Provide evidence of your 'ripple effect' with statistics or metrics.

**Fellowship is NOT a Lifetime Achievement Award!**

Candidates for Fellowship in the AIA are required to submit an application that includes documentation of work that demonstrates the **“ripple effect”** they have had on the profession or society.

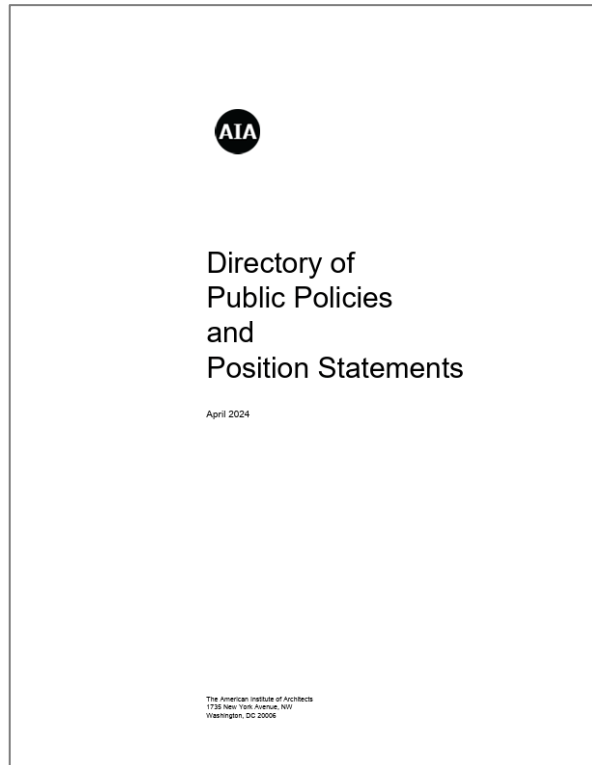
**This is shorthand for the impact you and your work have had on the profession of architecture or on society, beyond the day-to-day work of your practice or outside your geographic region.**

For example, **“ripple effect”** could be demonstrated by public speaking, presence in national and regional publications, authoring articles books or reports, mentoring, teaching, service to the profession, geographic impact, or legacy through others.

---

---

## YOUR STORY: AIA VALUES



Throughout the application, candidates are encouraged to highlight any aspects of their work as an architect or life experience that has reflected contributions to or influence of areas of special interest to AIA, its members, and the architecture profession. These include, but are not limited to, the Public Policies and [Position Statements of the AIA](https://www.aia.org/advocacy/public-policies-position-statements).

<https://www.aia.org/advocacy/public-policies-position-statements>

Contributions or influences might include such areas as diversity, sustainability, or the mentoring of emerging professionals, to the degree the candidate has had the opportunity to address them, or as these topics may enhance the presentation.

---

---

# YOUR STORY: AIA FRAMEWORK FOR DESIGN EXCELLENCE



## Introduction

Explore the four outcomes of the framework, how to use and apply it to your work, and complementary resources.



## Design for Integration

Good design elevates any project with a thoughtful process that delivers beauty and function.



## Design for Equitable Communities

Good design positively impacts future occupants and the larger community.



## Design for Ecosystems

Good design mutually benefits human and nonhuman inhabitants. It considers the greater environment for opportunities to create harmony.



## Design for Water

Good design conserves and improves water quality as a precious resource.



## Design for Economy

Good design adds value for owners, occupants, community, and planet, regardless of project size and budget.




## Design for Energy

Good design reduces energy use and eliminates dependence on fossil fuels while improving building performance, function, comfort, and enjoyment.



## Design for Well-being

Good design supports health and well-being for all people, considering physical, mental, and emotional effects on occupants and the community.



## Design for Resources

Good design utilizes informed material selection, balancing priorities to achieve durable, safe, and healthy projects with an equitable supply.



## Design for Change

Good design is resilient and adaptable. It seeks to enhance usability, functionality, and value over time.



## Design for Discovery

Good design applies lessons learned from previous projects to refine the design process.



## Glossary

Listed terms and definitions to help you better understand these design principles and their goals.

While Fellowship applications are not required to fit comprehensively within the framework principles, you are strongly encouraged to consider your application in this context. For additional information visit the [AIA Framework for Design Excellence](https://www.aia.org/design-excellence/aia-framework-design-excellence).

<https://www.aia.org/design-excellence/aia-framework-design-excellence>



---

## SUBMITTING YOUR APPLICATION

### PROVE IT!

Use the 40-page limit to its full advantage; organize it clearly, follow the recommended structure, cross reference key honors and awards to significant work and provide introductory comments for unique items that jurors may not be familiar with. Avoid images that don't illustrate or enhance the portfolio information. The best of examples provide guidance for organization, use of images and clarity in general and illustrate successful presentations unique to each object as well.

## Section One: Sponsor Letter & Summary

- Two pages maximum (per the 2025 sample application)

## Section Two: Accomplishments

- Eighteen pages max (per the 2025 sample application)

## Section Three: Exhibits

- Twenty pages max (per the 2025 sample application)

For complete details refer to the sample application for the current year.



---

## SECTION ONE: SPONSOR LETTER

*One page!*

Addresses your achievements directly and specifically

- This letter sets the stage for the rest of the story that will be told in the candidate's portfolio
  - Highlight key aspects of the candidate's summary of achievements
  - Make it personal – illustrate how you know the candidate
  - Be clear about the most important object specific accomplishments
-

---

# SECTION ONE: SUMMARY

*One page!*

Thesis for elevation

Clear concise succinct

## Summary Statement (“Zinger”)

the **most distilled version of your argument for elevation**. It should directly communicate impact and establish clear themes for the portfolio to follow

## Summary of Achievements

a **high-level narrative** of why you should be elevated under the specified Object and Sub-Object. A strong summary page uses direct, clear language to communicate the key achievements and results that the portfolio will explore in greater detail in section two

- choose thematic areas for this page to focus on, all of which connect back to the Summary Statement (usually three main points)
  - provide both an overview and specifics of your achievements and results in the thematic areas. Strong connection to the Sub-object selected is necessary.
-

---

## SECTION TWO

*18 pages maximum, in this specific order!*

2.0 Curriculum Vitae

2.1 Significant Work

2.2 Significant Honors Awards and Recognition

2.3 Significant Publications

2.4 Significant Presentations and Speaking Engagements

## Organize and Cross Reference

Prove the case you made in your summary

Demonstrate a **broad ripple effect on the profession or society** by describing your actions and impact, and by supporting impact with outcome data.

Describe achievements that **relate directly to the Object and Sub-object first.**

Organize by type or theme to communicate **connection and support** of your Object and/or the Summary Statement.

**Explain time gaps.**

Use the organizational structure provided in the sample application. **Don't make it difficult to follow the ripple effect of YOUR story**

---



---

## SECTION THREE (EXHIBITS)

*20 pages maximum!*

Review sample application for object specific requirements that vary.

### **Explain the Challenge, your Role and the Results!**

Avoid generic marketing language that doesn't speak to your impact.

Each Exhibit should be an in-depth documentation of a project that emphasizes your contributions and describes in detail how that **your involvement directly resulted in its success**. Typically, this section begins with the Exhibit that speaks most strongly to your Object and Sub-object, Summary Statement and Ripple Effect on the profession or society.

Provide required descriptive data!

**Provide declaration of responsibility!**

---

---

## REFERENCES

SELECT YOUR SPONSOR WISELY

SELECT YOUR OBJECT AND SUB-OBJECT  
CAREFULLY

DEVELOP YOUR STORY THOROUGHLY

**ALIGN LETTERS OF RECOMMENDATION WITH  
SUMMARY STATEMENT AND  
ACCOMPLISHMENTS**

DO NOT CONTACT THE JURY – IT'S AN  
AUTOMATIC DISQUALIFICATION!

- They should speak directly about your accomplishments
  - Seek recognized leaders in your field that amplify your ripple effect on the profession or society
  - Avoid big names that don't know you and can't provide specific knowledge of your achievements – seek those with a direct connection to you
-

---

## REFERENCES

Make each one count!

Line up your references EARLY

Refer to the sample application for specific requirements on letter quantity and number of AIA members required.



- Seek a broad geographic range
  - Limit references from your own firm
  - Each should focus on one or two points from your summary
  - Ensure the reference letter writers are noting the correct object and sub-object of the candidate
-

---

# AVOID DISQUALIFICATIONS

SELECT YOUR SPONSOR WISELY

SELECT YOUR OBJECT AND SUB-OBJECT  
CAREFULLY

DEVELOP YOUR STORY THOROUGHLY

ALIGN LETTERS OF RECOMMENDATION WITH  
SUMMARY STATEMENT AND  
ACCOMPLISHMENTS

**DO NOT CONTACT THE JURY – IT'S AN  
AUTOMATIC DISQUALIFICATION!**

Specific formatting requirements are outlined in the sample application and must be followed.

- Sponsor letter
- Page limits
- Page size
- File type
- Number of exhibits (object specific)
- Declaration of responsibility
- Reference Letters: adhere to the maximum quantity and minimum of 5 member authors

**Failure to meet requirements may result in  
disqualification.**



---

# THE JURY



---

---

## THE JURY

- Jury members **represent a diverse mix of demographics including** geographical location and object of elevation.
  - To protect the integrity of the awards process, **active candidates are prohibited from contacting members of the Jury during the application submission process.**
  - Communication with any juror, from the time of submittal to completion of the jury process, by you or anyone acting on your behalf is **cause for immediate disqualification.**
-

---

# JURY PROCESS

Each Juror “the reader” reviews their assigned candidate portfolios, prepares preliminary scoring comments and prepares a short presentation for the case for elevation in advance of deliberations.

All jurors review the summary section for all candidates prior to deliberations.

- Candidates are presented by the reader in a pre-determined order as assigned by staff.
  - A juror is recused if they know the candidate well and cannot objectively participate in the review.
  - The juror who is scheduled to present next typically will be recused to allow time for preparation.
  - Other reasons a juror may recuse themselves include: if the candidate is from their firm, their local AIA Chapter, or if they served together on a national board or committee.
  - All participating jurors review the application together during presentation.
  - The presenting juror highlights key aspects of the portfolio, answers questions from participating jurors and makes a recommendation.
  - Jury discussion is typically 15 minutes total for each candidate and then a vote is taken.
-

---

# MISCONCEPTIONS





---

## REFERENCES

Your letters should speak to your impact and your results and be written by those who can make the best case. Some letters from clients or industry leaders outside the profession can be very effective when applicable.

Do review the current application for requirements on quantity of AIA member letter writers. Your sponsor should confirm the required number have active membership to avoid disqualification.

One page maximum length is strictly enforced.

- ~~• Only Fellows should write reference letters~~
  - Identify who can best support your story
  - ~~• Only members should write reference letters~~
  - Other than the minimum required letters from AIA members, letters from non-members such as clients, industry leaders, and others can be very effective
  - ~~• Letters from Big Names are Best~~
  - Writers should know you and provide specific support for your story
-

---

# THERE ARE NO QUOTAS!

Jurors review the qualifications for advancement **BASED ON THE CONTENTS OF THE APPLICATION SUBMITTED.**

There are *no quotas of any kind.*

The criteria for advancement used by the jurors is provided in the current sample application.

- Any number of qualified total candidates may be advanced
  - Any number of qualified candidates per object can be advanced
  - Any number of qualified candidates per component or region can be advanced
-

---

# **TIMELINE & RESOURCES**

---

---

# TIMELINE

- Review the deadline carefully and remember what **time-zone** you are in!
  - **Uploading application takes time** – do not wait until the last hour
  - Jury convenes in Q1, then results are provided to AIA staff
  - Results are released to the public in early spring
  - New Fellows can celebrate when they receive email notification of advancement!
  - New Fellows are honored at the AIA annual conference with an Investiture Ceremony where their medal is conferred
-

---

# RESOURCES

- **AIA.org** for sample application, ‘best of’ examples by object
- **FAIA Directory:** for a list of all current Fellows, visit [issuu.com/aiacollegeoffellows](http://issuu.com/aiacollegeoffellows) and navigate to the most recent Directory
- **General Inquiries:** email [HonorsAwards@AIA.org](mailto:HonorsAwards@AIA.org)
- **Membership Eligibility:** email [AIAmembershipHistory@AIA.org](mailto:AIAmembershipHistory@AIA.org)
- **Nomination and Support**
  - Your local or state component Fellows Committee
  - AIA.org listing of Regional Representatives to the College



---

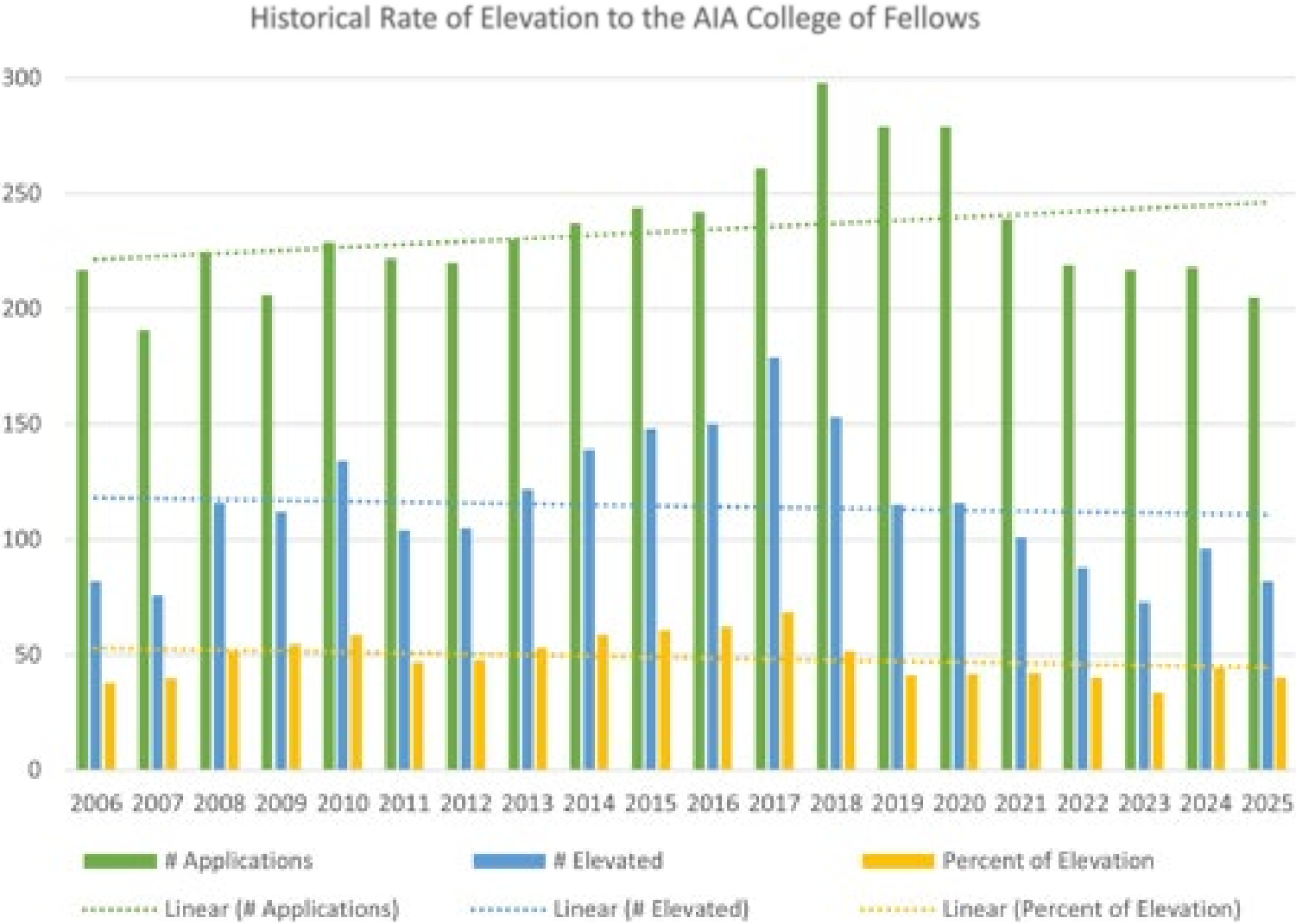
# HISTORICAL RESULTS

---





# STATISTICS



# STATISTICS – SUBMISSIONS

2025	2024	2023
Submission Totals	Submission Totals	Submission Totals
<div>205</div> <div>Candidates</div>	<div>218</div> <div>Candidates</div>	<div>217</div> <div>Candidates</div>
<div>82</div> <div>Elevated</div>	<div>96</div> <div>Elevated</div>	<div>73</div> <div>Elevated</div>
<div>40%</div> <div>of Total Elevated</div>	<div>44%</div> <div>of Total Elevated</div>	<div>34%</div> <div>of Total Elevated</div>
1 <sup>st</sup> Year Submission	1 <sup>st</sup> Year Submission	1 <sup>st</sup> Year Submission
<div>142</div> <div>Candidates</div>	<div>151</div> <div>Candidates</div>	<div>148</div> <div>Candidates</div>
<div>55</div> <div>Elevated</div>	<div>68</div> <div>Elevated</div>	<div>56</div> <div>Elevated</div>
<div>67.07%</div> <div>of Total Elevated</div>	<div>70.8%</div> <div>of Total Elevated</div>	<div>37%</div> <div>of Total Elevated</div>
2 <sup>nd</sup> Year Submission	2 <sup>nd</sup> Year Submission	2 <sup>nd</sup> Year Submission
<div>48</div> <div>Candidates</div>	<div>52</div> <div>Candidates</div>	<div>52</div> <div>Candidates</div>
<div>22</div> <div>Elevated</div>	<div>22</div> <div>Elevated</div>	<div>14</div> <div>Elevated</div>
<div>26.83%</div> <div>of Total Elevated</div>	<div>22.9%</div> <div>of Total Elevated</div>	<div>27%</div> <div>of Total Elevated</div>
3 <sup>rd</sup> Year Submission	3 <sup>rd</sup> Year Submission	3 <sup>rd</sup> Year Submission
<div>15</div> <div>Candidates</div>	<div>15</div> <div>Candidates</div>	<div>17</div> <div>Candidates</div>
<div>5</div> <div>Elevated</div>	<div>6</div> <div>Elevated</div>	<div>3</div> <div>Elevated</div>
<div>6.10%</div> <div>of Total Elevated</div>	<div>6.3%</div> <div>of Total Elevated</div>	<div>18%</div> <div>of Total Elevated</div>



# STATISTICS BY OBJECT

2025			2024			2023		
52 Candidates	OBJECT 1 22 Elevated	26.83% of Total Elevated	53 Candidates	OBJECT 1 26 Elevated	27% of Total Elevated	47 Candidates	OBJECT 1 16 Elevated	21.6% of Total Elevated
92 Candidates	OBJECT2 37 Elevated	45.12% of Total Elevated	96 Candidates	OBJECT2 37 Elevated	38% of Total Elevated	84 Candidates	OBJECT2 23 Elevated	38.7% of Total Elevated
18 Candidates	OBJECT 3 4 Elevated	4.88% of Total Elevated	16 Candidates	OBJECT 3 9 Elevated	9% of Total Elevated	20 Candidates	OBJECT 3 12 Elevated	9.2% of Total Elevated
8 Candidates	OBJECT 4 2 Elevated	2.44% of Total Elevated	21 Candidates	OBJECT 4 9 Elevated	9% of Total Elevated	21 Candidates	OBJECT 4 8 Elevated	9.6% of Total Elevated
28 Candidates	OBJECT 5 10 Elevated	4.88% of Total Elevated	16 Candidates	OBJECT 5 7 Elevated	3% of Total Elevated	28 Candidates	OBJECT 5 7 Elevated	38.4% of Total Elevated
7 Candidates	OBJECT 6 7 Elevated	8.54% of Total Elevated	16 Candidates	OBJECT 6 8 Elevated	8% of Total Elevated	17 Candidates	OBJECT 6 7 Elevated	7.8% of Total Elevated

---

# STATISTICS – CANDIDATES BY GENDER

2025			2024			2023		
63	26	31.71%	63	35	36.46%	60	18	24.66%
Candidates	Elevated	of Total Elevated	Candidates	Elevated	of Total Elevated	Candidates	Elevated	of Total Elevated
FEMALE			FEMALE			FEMALE		
142	56	68.29%	153	59	61.46%	155	55	75.34%
Candidates	Elevated	of Total Elevated	Candidates	Elevated	of Total Elevated	Candidates	Elevated	of Total Elevated
MALE			MALE			MALE		
0	0	0%	2	2	2.08%	2	0	0%
Candidates	Elevated	of Total Elevated	Candidates	Elevated	of Total Elevated	Candidates	Elevated	of Total Elevated
OTHER / PREFER NOT TO SAY			OTHER / PREFER NOT TO SAY			OTHER / PREFER NOT TO SAY		

---

---

# THANK YOU!



FELLOWSHIP  
SUBMISSION  
RESOURCES



COLLEGE OF FELLOWS  
INFORMATION



AIA FRAMEWORK FOR  
DESIGN EXCELLENCE

---